

VERIFICATION OF KOLMOGOROV EQUATION USABILITY FOR REPRODUCTION AND DEATH PROCESSES

A.V. Zatonkiy, zxenon@narod.ru

*Perm National Research Politechnic University, Berezniki branch, Berezniki,
Perm region, Russian Federation*

A simulation is widely used as a basis for decision support systems. Many production systems may be considered as queuing systems if a time of processes more valuable than their physical meaning. Program models realized queuing systems are used in a planning and in optimization targets. But results of program simulation are not suitable for scientific qualification works according to traditions. Analytical conclusions are made using Kolmogorov's equations and some models derived from the one usually. But a question about possibility of using them with widespread statistical distributions is not quite explored. In this article we investigate a possibility of using the Kolmogorov's equations on a simple reproduction and death queuing system with some distributions. Numerical data is obtained from program models realized in GPSS and AnyLogic. Theoretical results in comparison with numerical data lead us to a conclusion. The possibility is present only when all statistical distributions in the model are exponential or very close to exponential. Else average error between the theory and the model is above 60%. So far as a small experimental data typical for observations in production systems does not allow to determine own statistical distribution surely, an uniform distribution is accepted as default, and Kolmogorov's equations could not be used.

Keywords: Kolmogorov equations, simulation modeling, queuing system.

Introduction

Simulation of queuing systems (QS) is an effective tool for researching of production systems. Many foreign [1, 2] and Russian [3, 4] sources show the effectiveness of use of simulation in a study and optimization of activities of enterprises and their subdivisions. In particular, it is shown that queuing and multi-agent modeling is an effective in a decision support systems of a production management [5]. Let's notice that the multi-agent system (MAS) is a simulation model in which objects ("agents") are characterized by some autonomy, decentralization and limited ideas [6]. Extremely autonomy and limitations are characteristic of channels and transacts of QS. Software agents of MAS are described by algorithms of their own actions and interactions with other software agents.

Statistical distribution of random variables has a great influence on the modeling results. As shown in [7] a model of joint works of titanium plant subdivisions gives very different results in case of uniform or Poisson distributions (Fig. 1).

The specific units of reaction and factors do not matter in this case. The non-linear relationship between the reactions with normal and Poisson distributions of the factor is important. This dependence is also characteristic of other queuing systems. The uniform distribution is "worst" in some manner. It provides biggest deviations of a result value of any QS. Meanwhile the uniform distribution is assumed by default exactly when no reliable information in an input data. The Gaussian distribution could be used customarily when it can be confirmed by statistical testing of the hypothesis.

Using of conclusions obtained solely through the use of simulation programs (QS) is considered insufficient in qualifying scientific jobs (thesis). Famous methodologist of dissertation research in Russia considers [8] that "...an idea and technique of simulation is so simple that you can learn it of some days in a matter. Therefore, use of them ... cannot be a confirmation of the high qualification of a thesis". The scientific tradition requires supplementing QS calculations with analytical research.

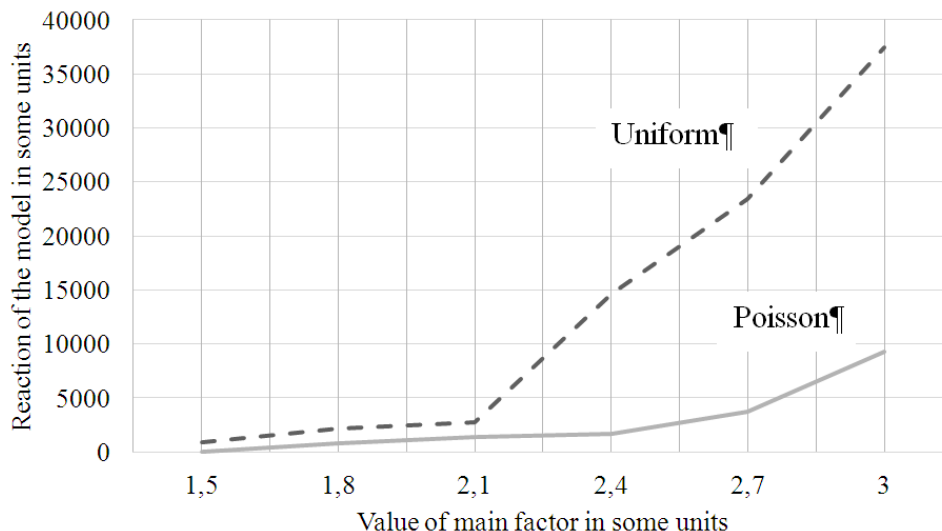


Fig. 1. Dependences between the factor and the reaction of the model with different statistical distributions of the random factor variable

Kolmogorov’s equation and many models generated by such approach are one of the most common mathematical tools for the research of QS. A main idea of the method is in follow. A velocity of Markov processes state changing is determined by probabilities of neighboring states and the flows of their changes:

$$\begin{cases} \frac{dp_i(t)}{dt} = \sum_{j \neq i} \lambda_j p_j(t), \\ \sum_i p_i(t) = 1, \end{cases}$$

where $p_i(t)$, $p_j(t)$ – probabilities of i -th and j -th states of QS in time t , λ_j – change state flow from i -th state to j -th ($\lambda_j > 0$) or vice versa ($\lambda_j < 0$). Thus, it is possible to calculate the limit probabilities of the state of the system when $\frac{dp_i(t)}{dt} = 0 \forall i$.

However, it is obvious that the Kolmogorov’s equations are not valid for all statistical distributions. Let consider the simplest model of “death and reproduction” as one-channel QS with a limited queue. If a loading flow λ is smaller of an unloading flow μ , we can get a solution of the Kolmogorov equations as the probability of an empty queue $p_0 = 1 - \rho$ [9], where $\rho = \frac{\lambda}{\mu} < 1$. That means the queue will not be empty at any time. At the same time, if zero dispersion of the loading and unloading flows is observed, queue will be empty forever. You can easily imagine it if transacts arrives exactly via $\frac{1}{\lambda}$ time

units and being processed in a channel exactly $\frac{1}{\mu}$ t.u., where $\frac{1}{\mu} < \frac{1}{\lambda}$. So if we calc a production system

as QS by the Kolmogorov’s equations we can obtain a wrong result if some factors has uniform distributions. That is why a question about validity of the Kolmogorov’s equations is ambiguous and practically important in relation to the statistical distributions of the intensity of loading flows and their processing. The problem of studying of the usability limits of the Kolmogorov’s equations and similar mathematical models is usually not considered in scientific sources (for example [10, 11]) despite the obvious need to solve it.

We attempt to experimentally “verify” the Kolmogorov’s equations using some common different simulation environments in this article. We will make a theoretical calculation of the limiting state probabilities of QS “death and reproduction” and their comparison with the results experimentally obtained

by GPSS World and AnyLogic programs. As examples two schemes is considered: a multichannel system with failures (the so-called Erlang problem), and a single-channel system with a limited queue.

Multichannel QS with failures

Let us consider a system includes three channels to process of transacts. Let a medium loading flow intensity is equal $\lambda = 0,005 \text{ s}^{-1}$, and processing (unloading) flow intensity is equal $\mu = 0,0025 \text{ s}^{-1}$. The system has four states: S_0 – all channels are free, S_1 – one channel is free but others are busy and so on until S_3 . Let $p_0 \dots p_3$ are probabilities of the states $S_0 \dots S_3$ respectively, $p_0(t) = 1$, $p_i(t) = 0 \quad \forall i = \overline{1,3}$. A state graph of the system is presented on Fig. 2.

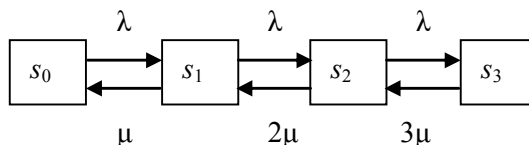


Fig. 2. A state graph of three-channel QS with a queue

The flow of transacts leads the system from any left state to the next right one with the same intensity λ sequentially. An unload intensity leads the system from left to the next right state. The last depends on state of the system (from a number of busy channels). For example, the system can turn from state S_2 to S_1 if any of channels (1 or 2) will terminate the processing. That is why a summary unload flow is equal 2μ .

So, the system of Kolmogorov's equations is a follow in a limit stationary mode:

$$\begin{cases} \lambda \cdot p_0 = \mu \cdot p_1, \\ \lambda \cdot p_1 = 2 \cdot \mu \cdot p_2, \\ \lambda \cdot p_2 = 3 \cdot \mu \cdot p_3, \\ p_0 + p_1 + p_2 + p_3 = 1. \end{cases}$$

Probabilities $p_0 \dots p_3$ is equal consequently:

$$p_0 = \left(1 + \frac{\lambda}{\mu} + \frac{\lambda^2}{2! \mu^2} + \frac{\lambda^3}{3! \mu^3} \right)^{-1} = 0.1579, \quad p_1 = \frac{\lambda \cdot p_0}{\mu} = 0.3158,$$

$$p_2 = \frac{\lambda \cdot p_1}{2 \cdot \mu} = \frac{\lambda^2 \cdot p_0}{2 \cdot \mu^2} = 0.3158, \quad p_3 = \frac{\lambda \cdot p_2}{3 \cdot \mu} = \frac{\lambda^3}{6 \cdot \mu^3} p_0 = 0.2105.$$

Single-channel QS with a queue

Let us consider a single-channel QS with a three cells queue and the same flow rates. The system has 5 possible states: S_0 – the channel is free, a length of the queue is 0, S_1 – the channel is busy, the queue is free, S_2 – the channel is busy and the length of the queue is 1 and so on until S_4 – both the channel and the queue are full. Probabilities of the states are $p_0 \dots p_4$, beginning conditions are $p_0(t) = 1$, $p_i(t) = 0 \quad \forall i = \overline{1,4}$. A state graph of such system is similar to Fig. 2 but an unload flow rate is μ at any state.

So, the system of Kolmogorov's equations is a follow in a limit stationary mode:

$$\begin{cases} p_0 = (1 + \rho + \rho^2 + \rho^3 + \rho^4)^{-1} = 0.5161, \\ p_1 = \rho \cdot p_0 = 0.2581, \\ p_2 = \rho^2 \cdot p_0 = 0.1290, \\ p_3 = \rho^3 \cdot p_0 = 0.06452, \\ p_4 = \rho^4 \cdot p_0 = 0.03226, \end{cases}$$

where $\rho = \lambda/\mu = 0.5$.

Modeling program and results

We designed two programs to solve both tasks: one by GPSS (General Purpose Simulation System) language and second in AnyLogic modeling suite. We can create some distributions in GPSS using libraries or using tables with points of the distribution function [5]. We used different kinds of statistical distributions to determinate whether they could be coincided with result of Kolmogorov’s equations solving:

- Uniform;
- Normal;
- Gamma;
- Exponential;
- Weibull;
- Geometric.

Some of them are presented in GPSS/AnyLogic libraries, another are realized with table functions. All results and theoretical results above are in Table 1. Distributions marked “*” is the same but with modified parameters described below. A GPSS listing for multi-channel QS with failures is the follow:

```

; ===== main block =====
kan storage 3 ; 3 channels
generate (Normal(1,200,0.01)) ; a kind of distribution
gate snf kan,out
enter kan
advance (Normal(1,400,0.01))
leave kan
terminate
out terminate
;===== secondary flow to computation =====
generate 1 ; secondary flow
savevalue 1,S$kan ; a current content of the storage
test e x1,0,met1 ; if the channel is free, then +1,
; else go to met1
savevalue empty+,1 ; count if the channel is free
terminate 1
;-----
met1 test e x1,1,met2
savevalue full1+,1 ; a channel 1 is busy
terminate 1
;-----
met2 test e x1,2,met3
savevalue full2+,1 ; two channels are busy
terminate 1
;-----
met3 test e x1,3
savevalue full3+,1 ; all channels are busy
terminate 1
start 1000000
    
```

Table 1

Comparison of simulation results in GPSS with theoretical conclusions

| Stochastic distribution | Multi-channel QS with failures | | | | Single-channel QS with a queue | | | | |
|---------------------------|--------------------------------|---------|--------|----------|--------------------------------|--------|--------|---------|---------|
| | p_0 | p_1 | p_2 | p_3 | p_0 | p_1 | p_2 | p_3 | p_4 |
| Bu Kolmogorov’s equations | 0.1579 | 0.3158 | 0.3158 | 0.2105 | 0.5161 | 0.2581 | 0.1290 | 0.06452 | 0.03226 |
| Uniform | 0.0244 | 0.2237 | 0.6047 | 0.1689 | 0.7252 | 0.2714 | 0.0003 | 0.0003 | 0.0003 |
| Normal | 0.0002 | 0.00029 | 0.999 | 0.000089 | 0.5008 | 0.4959 | 0.0004 | 0.0002 | 0.0002 |
| Gamma | 0.1587 | 0.3172 | 0.3148 | 0.2083 | 0.5072 | 0.2566 | 0.1342 | 0.0679 | 0.0316 |
| Exponential | 0.1587 | 0.3171 | 0.3148 | 0.2084 | 0.5072 | 0.2566 | 0.1342 | 0.0679 | 0.0316 |
| Weibull | 0.1587 | 0.3171 | 0.3148 | 0.2084 | 0.5072 | 0.2566 | 0.1342 | 0.0679 | 0.0316 |
| Geometric | 0.1527 | 0.3136 | 0.3234 | 0.2090 | 0.5165 | 0.2591 | 0.1275 | 0.0641 | 0.0303 |

Инфокоммуникационные технологии и системы

Numbers of states are stored in variables Empty and Full. They are counted by a special flow from a block “generate 1” when the model works. Probabilities are the numbers divided on their sum.

An analogue program is designed for the single-channel QS with a limited queue. All changes was only in a follow block:

```

nak    storage 3
      generate (Normal(1,200,0.01)) ; a kind of distribution
      gate snf nak,out    ; if no space in 'nak', then 'out'
      enter nak
      seize kan
      leave nak
      advance (Normal(1,400,0.01))
      release kan
      terminate

out    terminate
  
```

Both models are realized in AnyLogic too [12]. For example the single-channel QS with a limited queue is shown on Fig. 3. Results of modeling with different distributions are shown in Table 2.

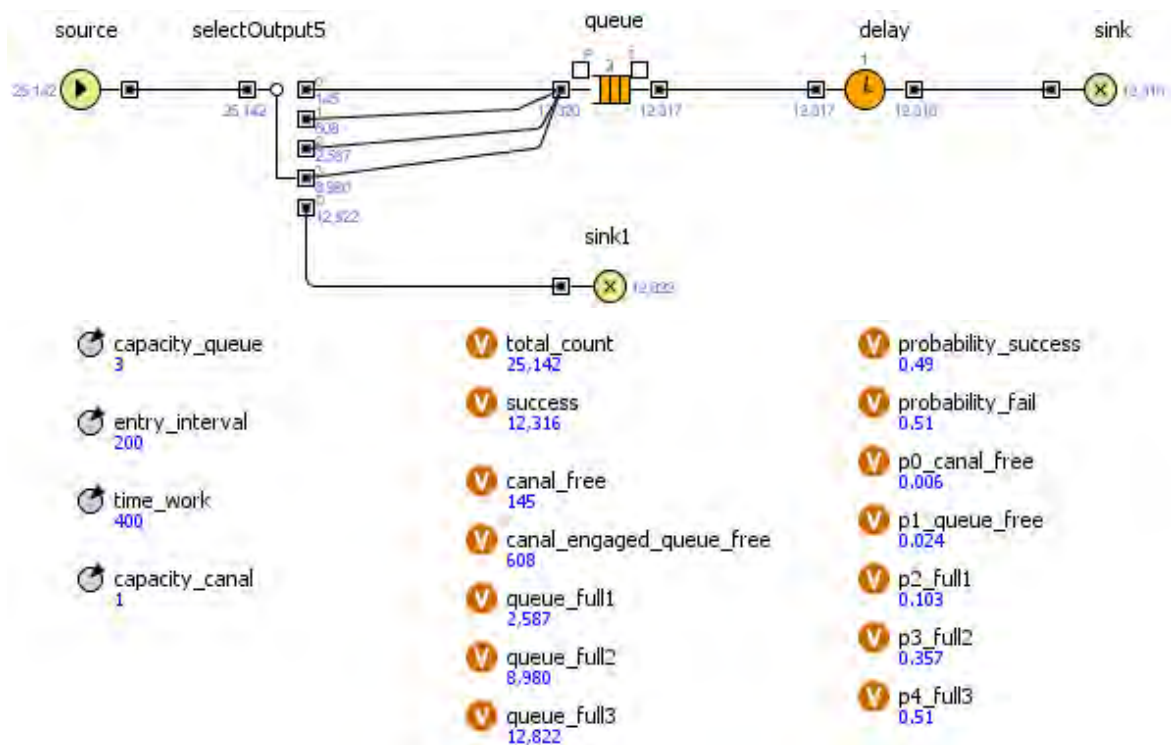


Fig. 3. The model and results of modeling with an exponential distribution for single-channel QS with a limited queue

Table 2
Comparison of simulation results in AnyLogic with theoretical conclusions

| Stochastic distribution | Multi-channel QS with failures | | | | Single-channel QS with a queue | | | | |
|---------------------------|--------------------------------|--------|--------|--------|--------------------------------|--------|---------|---------|---------|
| | p_0 | p_1 | p_2 | p_3 | p_0 | p_1 | p_2 | p_3 | p_4 |
| Bu Kolmogorov's equations | 0.1579 | 0.3158 | 0.3158 | 0.2105 | 0.5161 | 0.2581 | 0.1290 | 0.06452 | 0.03226 |
| Uniform | 0.007 | 0.523 | 0.44 | 0.03 | 0.501 | 0.499 | 3.9E-05 | 1.9E-05 | 1.9E-05 |
| Normal | 0.00002 | 0.5 | 0.5 | 0 | 0.5 | 0.5 | 0.00004 | 0.00002 | 0.00002 |
| Gamma | 0.156 | 0.315 | 0.317 | 0.211 | 0.516 | 0.259 | 0.13 | 0.064 | 0.031 |
| Exponential | 0.155 | 0.318 | 0.317 | 0.21 | 0.516 | 0.259 | 0.13 | 0.064 | 0.031 |
| Weibull | 0.155 | 0.318 | 0.317 | 0.21 | 0.516 | 0.259 | 0.13 | 0.064 | 0.031 |
| Geometric | 0.156 | 0.318 | 0.316 | 0.21 | 0.514 | 0.257 | 0.132 | 0.065 | 0.032 |
| Erlang | 0.155 | 0.318 | 0.317 | 0.21 | 0.516 | 0.259 | 0.13 | 0.064 | 0.031 |

A medium errors between results obtained with GPSS and AnyLogic with different distributions is in Table 3.

Table 3
Medium errors of modeling in different tools in comparison with Kolmogorov's equations

| Distribution | GPSS, % | AnyLogic, % |
|--------------|------------|-------------|
| Uniform | 63,2 | 75,8 |
| Normal | 101,1 | 79,3 |
| Gamma | 1,8 | 0,9 |
| Exponential | 1,8 | 1,0 |
| Weibull | 1,8 | 1,0 |
| Geometric | 1,7 | 0,8 |
| Erlang | – | 1,0 |

There are no significant differences between using inbuilt or table functions of distributions calculations, if the last set correctly. For example, a error for inbuilt exponential distribution is 1,8% as shown above, and for table function is 2,6%.

Results and conclusion

As a result Kolmogorov's equation could be used for analytic QS modeling in tow cases:

1. If a stochastic distribution is exponential.

2. If other distributions are close to the one especially. For example, in built functions GAMMA(Stream, Locate, Scale, Shape), WEIBULL(Stream, Locate, Scale, Shape) etc. a parameter 'Shape' must be set to Shape = 1.

Otherwise results of modeling are very different from theoretical ones even in the simplest systems described here. They will be even more different in complex QS'. So far as uniform distribution is the default, results of production QS modeling cannot be compared with theoretical ones in any case. A scientist has to make sure in exponential kind of each stochastic parameter of QS before try to use common analytic modeling methods.

References

1. Brown, A.J. A Study of Queuing Theory in Low to High Rework Environments with Process Availability. *Manufacturing Systems Engineering*, 2015. Available at: https://uknowledge.uky.edu/ms_etds/2.
2. Bitrain G.R., Dasu S. *A Review of the Open Queueing Network Models of Manufacturing Systems*. WP #3229-90-MSA, 1990. 64 p. Available at: https://mafiadoc.com/a-review-of-the-open-queueing-network-models-semantic-scholar_59d9e8ef1723dd0ff54ccbd3.html.
3. *Mul'tiagentnyye sistemy dlya upravleniya proizvodstvom v real'nom vremeni* [Multi-Agent Systems for Production Management in Real Time] Available at: http://www.iki.rssi.ru/seminar/2011030204/presentation/20110303_04.pdf.
4. Zatonskiy A.V. Concentrating Plant Processing Section Modeling in MATLAB Package. *Obogashchenie Rud*, 2014, no. 4, pp. 49–54.
5. Skobelev P.O. Multi-Agent Technology in Industrial Applications. *Mechatronics, Automation, Control*, 2010, no. 12, pp. 33-46. (in Russ.)
6. E.V. Ivanova, A.V. Zatonsky [Assessment and Modeling Scientific Reserach Works of Students as Multi-agent System]. *Modern High Technologies*, 2009, no. 7, pp. 75-78. (in Russ.)
7. Zatonsky A.V., Ufimtseva C.N. [Design of Object Oriented Software to Multi-Agent Modeling of Enterprise Processes]. *Bulletin of the Astrakhan State Technical University. Series: Control, ADP Equipment and Information Science*, 2018, no. 4, pp. 56–62. (in Russ.) DOI: 10.24143/2072-9502-2018-4-56-62
8. Ryzhikov Yu.I. *Rabota nad dissertatsiey po tekhnicheskim naukam* [Work on the Thesis on Technical Science]. St. Petersburg, BKHV-Peterburg Publ., 2005. 496 p.
9. Agal'tsov V.P., Voldayskaya I.V. *Matematicheskie metody v programmirovanii* [Mathematical Methods in Programming]. Moscow, FORUM Publ., 2006. 224 p.

10. Boev V.D. *Issledovanie adekvatnosti GPSS WORLD i AnyLogic pri modelirovanii diskretno-sobytiynykh protsessov*. [Research of Adequacy GPSS WORLD and AnyLogic when Modeling Discrete and Event Processes]. St. Petersburg, 2011. 404 p.

11. Zatonsky A.V., Tugashova L.G., *Modelirovanie ob"ektov upravleniya v MATLAB* [Modelling of Control Objects in MATLAB]. St. Petersburg, Lan' Publ., 2019. 144 p.

12. *Modelirovanie nepreryvnykh sluchaynykh velichin – Imitatsionnoe modelirovanie na GPSS* [Modeling of Continuous Random Variables – Simulation Modeling on GPSS. Available at: http://www.codingrus.ru/readarticle.php?article_id=3131].

Received 15 April 2019

УДК 004.434

DOI: 10.14529/ctcr190306

ПРОВЕРКА ВОЗМОЖНОСТИ ИСПОЛЬЗОВАНИЯ УРАВНЕНИЯ КОЛМОГорова для РАСЧЕТА ПРОЦЕССОВ ГИБЕЛИ И РАЗМНОЖЕНИЯ

А.В. Затонский

*Пермский национальный исследовательский политехнический университет,
Березниковский филиал, г. Березники, Пермский край, Россия*

Моделирование широко используется в качестве основы для систем поддержки принятия решений. Многие производственные системы могут быть представлены в виде систем массового обслуживания, так как время обработки в них более существенно, чем сами технологические процессы. Программные модели, реализующие системы массового обслуживания, используются как для планирования, так и в целях оптимизации производства. Однако традиционно имитационное моделирование не считается применимым, если речь идет о создании нового научного результата, в частности, в научно-квалификационных работах. Аналитические выводы обычно опираются на уравнения Колмогорова или многочисленные модели, являющиеся производными от них. Однако остается открытым вопрос, можно ли так поступать при различных статистических распределениях случайных значений параметров. В этой статье исследуется применимость уравнения Колмогорова в простейшей системе массового обслуживания, модели гибели и размножения, с разными статистическими распределениями. Численные данные получены путем моделирования в средах AnyLogic и GPSS. Сравнение их с теоретическими выводами приводит к следующему практически важному результату. Обсуждаемая возможность появляется, только если статистические распределения являются экспоненциальными или близки к ним. При других распределениях расхождение между теоретическими результатами и результатами численного моделирования может достигать 60 %. Поскольку очень часто небольшое количество экспериментальных данных не позволяет обоснованно определить вид статистического распределения случайного числа, по умолчанию предполагается равномерное распределение. Однако в этом случае уравнения Колмогорова совершенно неприменимы для аналитического исследования системы.

Ключевые слова: уравнения Колмогорова, имитационное моделирование, системы массового обслуживания.

Литература

1. Brown, A.J. *A study of queuing theory in low to high rework environments with process availability* / A.J. Brown // *Manufacturing Systems Engineering*. – 2015. – https://uknowledge.uky.edu/ms_etds/2.

2. Bitran, G.R. *A Review of the Open Queueing Network Models of Manufacturing Systems* / G.R. Bitrain, S. Dasu. – WP #3229-90-MSA, 1990. – 64 p. Available at: https://mafiadoc.com/a-review-of-the-open-queueing-network-models-semantic-scholar_59d9e8ef1723dd0ff54ccbd3.html.

3. Мультиагентные системы для управления производством в реальном времени. – http://www.iki.rssi.ru/seminar/2011030204/presentation/20110303_04.pdf.
4. Zatonkiy, A.V. Concentrating plant processing section modeling in MATLAB package / A.V. Zatonkiy // *Obogashchenie Rud.* – 2014. – № 4. – P. 49–54.
5. Скобелев, П.О. Мультиагентные технологии в промышленных применениях / П.О. Скобелев // *Мехатроника, автоматизация, управление.* – 2010. – № 12. – С. 33–46.
6. Иванова, Е.В. Оценка и моделирование научно-исследовательской работы студентов как многоагентной системы / Е.В. Иванова, А.В. Затонский // *Современные наукоемкие технологии.* – 2009. – № 7. – С. 75–78.
7. Затонский, А.В. Разработка объектных средств имитационного и многоагентного моделирования производственных процессов / А.В. Затонский, В.Н. Уфимцева // *Вестник Астраханского государственного технического университета. Серия: Управление, вычислительная техника и информатика.* – 2018. – № 4. – С. 56–62. DOI: 10.24143/2072-9502-2018-4-56-62
8. Рыжиков, Ю.И. Работа над диссертацией по техническим наукам / Ю.И. Рыжиков. – СПб.: БХВ-Петербург, 2005. – 496 с.
9. Агальцов, В.П. Математические методы в программировании / В.П. Агальцов, И.В. Волдайсая. – М.: ИД «ФОРУМ», 2006. – 224 с.
10. Боев, В. Д. Исследование адекватности GPSS WORLD и AnyLogic при моделировании дискретно-событийных процессов. – СПб.: ВАС, 2011. – 404 с.
11. Затонский, А.В. Моделирование объектов управления в MATLAB / А.В. Затонский, Л.Г. Тугашова. – СПб.: Лань, 2019. – 144 с.
12. Моделирование непрерывных случайных величин – Имитационное моделирование на GPSS. – http://www.codingrus.ru/readarticle.php?article_id=3131.

Затонский Андрей Владимирович, д-р техн. наук, профессор, зав. кафедрой автоматизации технологических процессов, Пермский национальный исследовательский политехнический университет, Березниковский филиал, г. Березники, Пермский край; zhenon@narod.ru.

Поступила в редакцию 15 апреля 2019 г.

ОБРАЗЕЦ ЦИТИРОВАНИЯ

Zatonkiy, A.V. Verification of Kolmogorov Equation Usability for Reproduction and Death Processes / A.V. Zatonkiy // *Вестник ЮУрГУ. Серия «Компьютерные технологии, управление, радиоэлектроника».* – 2019. – Т. 19, № 3. – С. 60–67. DOI: 10.14529/ctcr190306

FOR CITATION

Zatonkiy A.V. Verification of Kolmogorov Equation Usability for Reproduction and Death Processes. *Bulletin of the South Ural State University. Ser. Computer Technologies, Automatic Control, Radio Electronics*, 2019, vol. 19, no. 3, pp. 60–67. DOI: 10.14529/ctcr190306
