

Distributed Agencies Applied to Complex Social Systems, a Multi-Dimensional approach

Bogart Yail Marquez, Ivan Espinoza- Hernandez,
Manuel Castanon-Puga, Juan R. Castro
Baja California Autonomous University, Chemistry and
Engineering Faculty, Calzada Universidad 14418,
Tijuana, Baja California, México. 22390
{bmarquez, espinoza.ivan, puga}@uabc.mx
<http://fcqi.tij.uabc.mx>

Eugenio D. Suarez
Trinity University, Department of Business
Administration,
One Trinity Place, San Antonio, TX, USA. 78212
eugenio.dante@trinity.edu
<http://www.trinity.edu>

Abstract— there are many ways to model a complex social system such as the level of poverty of an entity and many ways to measure poverty in an entity given the variety of definitions available. This work has as its main objective to apply the distributed agency methodology, which consists of several techniques used in computer science, to solve complex social problems. This approach allows the possibility of analyzing data from a macro level to a micro level where the intermediate part is highlighted, all in an organized integration of a social simulation displayed on geographic information with natural language quantifiers.

Keywords:Complex Social System, Data Mining, Fuzzy Logic, Distributed Agencies, Poverty.

I. INTRODUCTION

In the beginning, poverty was defined as a static and unidimensional concept, studied primarily in a static fashion with a clear economic nuance, attending to what is considered acceptable lower income levels in society. But in recent decades, it has passed to a concept of dynamic and multidimensional nature. Recent research shows that not only the income levels determine poverty but also the absence of resources and opportunities such as education, housing and other factors. Thus we see the existence of multidimensional poverty studies with various aspects and multidimensional analysis[1].

As in other developing countries, the primary cause of the existing inequality in Mexico is poverty, which is reflected in the results of economic development.

The purpose of this paper is not to discuss the various determinants factors for the conceptualization of poverty, but instead propose a methodology with different computational techniques that aid complex social simulations and provide an option for the analysis of social problems.

Social systems contain many components which depend on many relationships; this makes it difficult to construct models closer to reality[2]. To analyze these systems with a

dynamic and multidimensional perspective, we will consider data mining theory, fuzzy logic [3] and distributed agencies.

There are several problems in analyzing a complex system, like the interactions between individuals who, because of these relationships, may be forced to change their environments. A new mathematical theory to study this evolution is complex systems, an emerging field in the dynamics of adaptation. This system could explain the long-term effects of interactions between the evolutionary processes [4]. A complex system is a conceptualization of the complexity and the related systems. Complex Adaptive Systems (CAS) established by physicists and economists since two decades ago [5], classification systems, ecosystems and simulation systems, helped lead the creation of evolutionary computation and artificial life. The framework is derived from many natural and artificial complex systems that have collaborated in such diverse fields such as psychology, anthropology, genetics evolution, ecology, and business management theory. The methodologies using simulation CAS on models in the field of biological computing have contributed in this field; CAS is the result of the artificial systems [6-8].

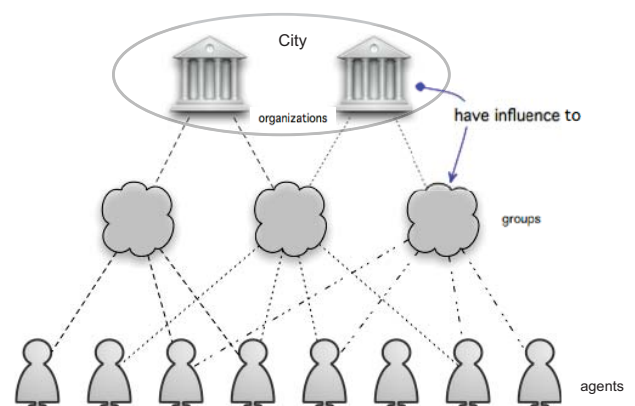


Figure 1. Multiple levels represented.

The objective of our study is to use the methodology and corresponding computational platform that incorporates available mathematical and computational theories that have not been appropriately considered in models of complex social phenomena. Even though applications of Multi-Agent Systems (MAS) have been developed for the social sciences, it has been widely considered in other areas such as Artificial Intelligence (AI) [9-10]. The state-of-the-art in computational capabilities has been incorporated in multiple areas [7-8], particularly as it refers to distributed systems and distributed agencies [9].

II. METHODOLOGY

The modeling of a realistic social system cannot be achieved by resorting to only one particular type of architecture or methodology. The growing methodology of Distributed Agency (DA) represents a promising research avenue with promising generalized attributes, leading to potentially groundbreaking applications in engineering and in the social sciences—areas in which it minimizes the natural distances between physical and sociological nonlinear systems. In this work we thus lay the foundations for a DA description of socioeconomic realities, in a process that weaves different available computational techniques in the context of DA to represent social and individual behavior in a contextualized fashion, accommodating agents with limited rationality and complex interactions. We believe that this research avenue will improve our understanding of social complexity, as it moves the discussion in the field towards the capability of describing the vast array of linear and nonlinear realities, interlocking levels and currently non-consilient theories in existence.

The methodology we are aiming to create represents a novel approach to simulation architectures, creating a language that links the social sciences to programmable terminology and that can thus be broadly applied. The methodology of DA represents a general theory of collective behavior and structure formation [11], which intends to redefine agency and reflect it in multiple layers of information and interaction, as opposed to the traditional approach in which agency is only reflected in individual, atomized and isolated agents, as shown in Figure 1.

We consider a disentangled agent that is formed by multiple and relatively independent components. Part of the resulting agent's task is to present alternatives, or 'fields of action' to its components. Correspondingly, the composed agent is itself constrained by a field of action that the superstructure to which it belongs presents. We therefore drop customary assumptions made in traditional social disciplines and MAS about what is considered a decision-making unit. To arrive at this, we redefine what a unit of decision is by unscrambling behavioral influences to the point of not being able to clearly delineate what the individual is, who is part of a group and who is not, or where a realm of influence ends; the boundary between an individual self and its social coordinates is dissolved.

The proposed intermediate agent can be thought of as a person, a family, a social class, a political party, a country at war, a species as a whole, or a simple member of a species trying to survive. The archetype of the agents we attempt to describe can be summarized as a group of colluded oligopolists, such as the oil-producing countries of OPEC. As a whole, they share the common interest of jointly behaving like a monopoly and restricting their production, but they cannot avoid having an incentive to deviate and produce above their quota.

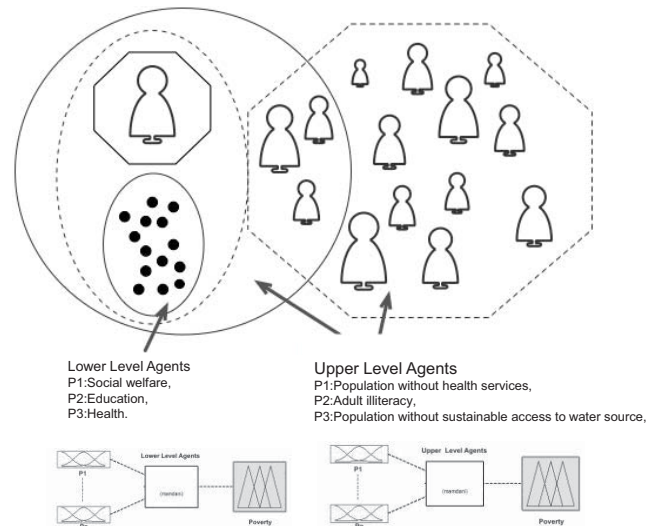


Figure 2. Multiple levels of identity of poverty.

Reductionist linear science has concentrated on the study of entities that are clearly delineated, where one could separate what belongs to an agent's nature against the backdrop of what does not. The relevant agent is taken to be exogenous, and therefore disconnected from the system to which it belongs. At their core, these traditional disciplines are based on a selfish and unitary agent, or atom of description. Implicitly or explicitly, these paradigms claim that all aggregate complexity can be traced back to the lower level of the system: the strategies and actions of the selfish agent. In other words, these represent research agendas that purposely de-emphasize the existence of any level other than that of the individual.

On the other hand, the idea of emergence reflects the fact that different and irreducible levels of interaction will naturally arise in complex systems such as the ones studied by social disciplines, and thus the agent, as we define it in this work, is a combination of levels of interaction. It is through this lens that we would like to consider humans, who will partly be independent creatures, possessors of free will, but who are also partly created by an array of upper levels that 'suggest' agreeable utility functions. This conception stems directly from the concept of complexity, in which wholes are more than the sum of their parts. If we

believe in that proposition, then we should expect to find a world full of emergent phenomena, with distinctive levels of interaction that have agency of their own. The proposed language redefines agents in two ways. First, there are no obvious atomic agents, for all actors represent the emerging force resulting from the organization of relatively independent subsets. Second, agents are not created in a vacuum, but are rather the result of what an upper level spawns[12].

This model allows us to evaluate a preference for a candidate considering deferent kinds of identity variables, and different uncertainty degrees as to how these identities interact and determine intent. Agents' interactions could create a dynamic behavior if each agent perceives and changes its uncertainty values depending on the perception of the behavior of other agents. The agents adapt their preferences by varying degrees of uncertainty in any of the membership functions of input and output variables.

In this work the model is composed by the combination from two theories: for the uncertain and emergente modeling we use fuzzy logic originally introduced by Zaded [3, 13] and ditributed agencies [11],as shown in Figure 2.

III. IMPLEMENTATION

Real world simulations such as poverty must include some means of validation [14]. In econometrics, studies performed on populations and economy have abundant data, the main problem is finding data sets that are adapted to the desired architecture [15].

With the steady increase in availability of information, from existing projects such as databases needed for social simulation, it becomes essential to use data mining. In our case, for the vast amount of data, we obtain the necessary quantitative information on the most important subject of the social and economic system from government databases. Data mining extracts implicit information such as social patterns in order to discover knowledge[16]. The use of these techniques has been wide spread in this field in recent years. Most research efforts are dedicated to developing effective and efficient algorithms that can extract knowledge from data[17].

For the particular case of the City of Tijuana, in the state of Baja California Mexico we use the geographical, demographic and economic indicators provided by the databases of the National Institute of Statistics and Geography (INEGI).

The information for this city is fragmented in 363 "AGEBs". "The AGEB delimitates urban areas, a whole locality of 2,500 inhabitants or more, or a municipal seat, regardless of the number of people, in groups that typically range from 25 to 50 blocks. Rural AGEB's frame an area whose land use is predominantly agricultural and these are distributed communities of less than 2,500 inhabitants that for operational purposes, are denominated rural locations[18]. For each AGEB we determine the extent of

poverty, taking into account 10 variables of income and employment rate, 23 variables on education, and 15 variables on the resources available in a home, such as TV, telephone, refrigerator and more. This gives a 48 by 363 matrix containing the information necessary to analyze.

The databases for the model were compiled in a geographic information system that helped in the creation, classification and formatting of the data layers required. This eliminates the issue of having different thematic maps of information; each map, quantifies the spatial structure to display and interpret the different areas and spatial patterns of Tijuana.

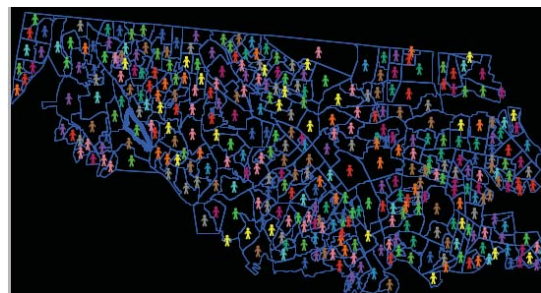


Figure 3. Tijuana divided into AGEBS using NetLogo.

We use Fuzzy Logic to modeling poverty and a NetLogo simulation to model population interaction. Using the NetLogo platform[19], we are able to simulate social phenomena, model complex systems and give instructions to hundreds or thousands of independent agents all operating holistically. It also allows us to filter information from geographical information system with spatial and statistical data. This makes it possible to explore the relationship and behavior of agents and the patterns that emerge from the interactions within a geographical space.

Each AGEB contains quantitative information about employment, education, income, articles and infrastructure that a home has.



Figure 4. Levels of agents represented on the social system.

Since simulating each person under such circumstances is unattainable, as it is the case of modeling the social development of a city like Tijuana, the population total and all those relationships that accompany it, such as migration and birth-rates, must be analyzed with some sort of macro or

“top-down” model. On the other hand, all low-level interactions at a micro level, such as partner selection or the decision to form a family with a given number of children, must be captured with a “bottom-up” model.

To form the general structure of the simulation, we use dynamic systems to model the top-down aspect of the architecture. The dynamic system allows us to represent all aspects and relations of the structure of the sustainable system and its evolution in time. Also, the dynamic system allows for the creation of mathematical equations that describe the model at a macro-level, recreating stylized facts and the most important variables to be described. On the other side of the spectrum, at the micro level, a Distributed Agency methodology will allow us to represent contextualized agents, interacting with each other, their environment, and other levels of agency.

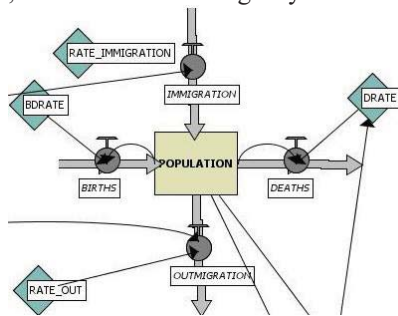


Figure 5. Dynamic model of population growth using NetLogo

Using neuro-fuzzy system to automatically generating the necessary rules, this phase of data mining with a fuzzy system becomes complicated as there is no clear way to determine which variables should be taken into account [20]. The Nelder-Mead (NM) search method is used; even though being more efficient on other methods such as genetic algorithms, as shown in other studies[21], since the NM method seems to produce more accurate models with fewer rules. This optimization algorithm is widely used and is a numerical method that minimizes an objective function in a multidimensional space, finding the approximate local optimal solution to a problem with N variables [22].

Using this grouping algorithm we obtain the rules, which are assigned to each agent which represents an AGEB. The agent receives inputs from its geographical environment and also must choose an action in an autonomous and flexible way to fulfill its function [23].

Considering the use of agent-based models, is the fact that they are very similar to artificial societies, following the same techniques. Their main differences focus on system simulations, and the research program designs[14]. Thus considering all the properties of the agents [24] is suitable for the purpose of our research. Each agent has a distinct function depending on the rule that it is assigned and the geographic environment where it will decide the tasks dynamically, so there is no global control system.

The purpose is to provide agents with the least rules possible and observe the operation of the system by the

interactions: The system itself generates intelligent behavior that was not necessarily planned or defined within the agents themselves; thus achieving an emergent behavior.

The rules obtained from the clustering algorithm can tell us which agents have more income; which are at a higher or lower educational level; and what resources are available.

Taking the compound poverty index which measures poverty [25] as reference on the three basic dimensions (health, education and an acceptable quality of life) we calculate this factor with.

$$HPI = \left[\frac{1}{3} (P_1^\alpha + P_2^\alpha + P_3^\alpha) \right]^{\frac{1}{\alpha}} \quad (1)$$

P1: Population that has no access to medical services

P2: Adult illiteracy rate

P3: Population with no access to basic services such as running water, plumbing or electricity.

HPI: The Human Poverty Index

The Human Poverty Index is used to track poverty, development, and economic population level. These variables correspond to the 363 AGEBs that the municipality of Tijuana contains.

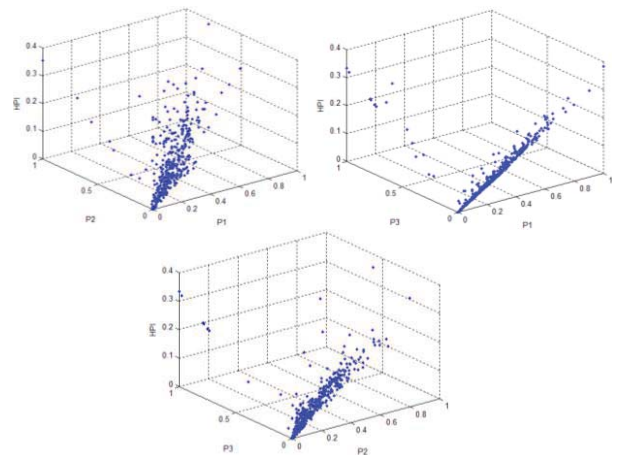


Figure 6. Poverty distribution is compared with the selected variables.

Studies within the social sciences (and in particular in economics) are normally performed on large data platforms, in situations in which there is too much rather than too few data points. The most problematic aspect the modeling processes is to define data sets that match the desired architecture [15]. Continuous expansion of available information for social simulation makes the use of data mining unavoidable. In our case study, for example, we have access to many different sources of quantitative and qualitative data describing both economic and sociological aspects of reality. Many of these data sets are readily available from governmental sources.

Data mining provides us with the process for extracting implicit information, such as social patterns, that reveal ingrained knowledge [16]. The use of these techniques has had significant progress in the last decade, with many research agendas and efforts devoted to the development of

efficient algorithms to extract relevant information out of data sets [17].




Figure 7. Rule Evolution of Poverty

Using this grouping algorithm we obtain the rules. Agent-based technology has been considered appropriate for the social development of distributed systems [26]. Distributed agents are a promising strategy that can correct an undesirable centralized architecture[27]. Distributed Agents do not define independent agents. The idea behind the distributed agency modeling language stems from a worldview that is ubiquitous in appearance, in which we find groups that are irreducible to their parts, and exist in different dimensions where different rules apply [28].

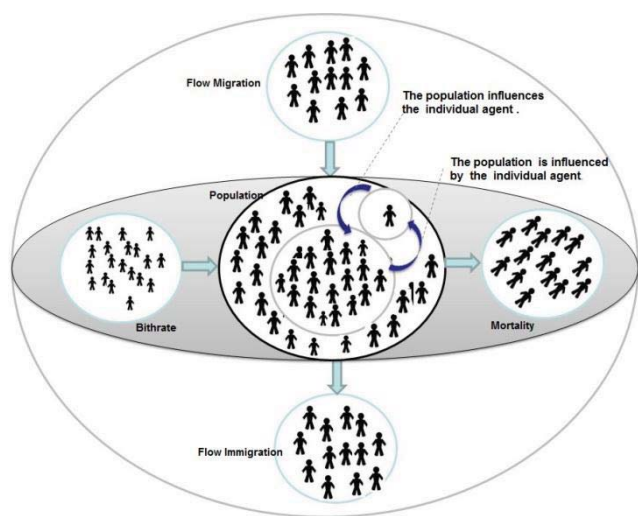


Figure 8. Bottom-up model and top-down model at population.

Therefore, the next step is for the agencies to try and solve problems distributed among a group of agents, finding the solution as the result of cooperative interaction. Communication facilitates the processes of cooperation; the degree of cooperation between agents can range from complete cooperation to a hostile [29].

An example of cooperation might be agents of a given area sharing certain resources for the mutual good. A hostile situation may occur by agents blocking the objectives of others fear of sharing resources and by a lack of resources in

the area. For cooperation and coordination mechanisms to succeed in a system of agents there must be an additional mechanism: negotiation, by which, members of a system can reach an agreement when each agent defends its own interests, leading to a situation that benefits all, taking into account all points of view [29].

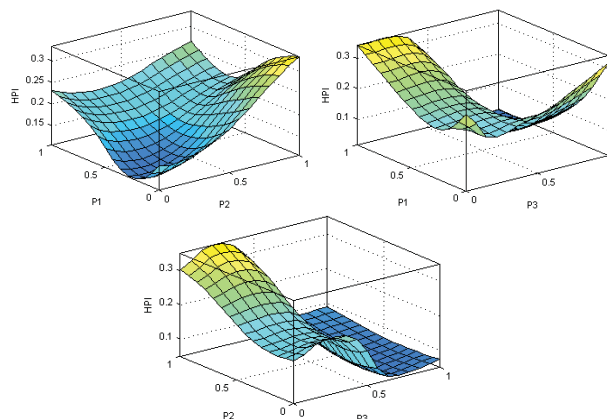


Figure 9. Results Poverty distribution with RMSE=1.5568e-004.

Poverty analysis is studied at a macro level. This analysis generates an upper level model which both influences and is influenced by the lower levels. One should also mind the middle hierarchies since most analysis in general only consider the extremes. This can be achieved by not losing sight of the links that exist between the components amongst the different levels.

The INEGI database information was normalized for the corresponding 363 AGEs, establishing an interval from 0 to 1, where values closer to 1 indicate greater poverty. This is shown in figures 6 and 9.

The use of statistics in the study of poverty has greater precision when the number of variables is increased. It is valid when analyzed from only one level, but most social problems, as in the case of poverty, encompass a complex system.

It is possible to observe and analyze the interactions between the multiple levels amongst the different dimensions. To visualize all of this in a global or macro level, and at the same time to observe specific scenarios and the interpersonal relationships between agents, a multi-level complex system analysis is necessary.

Thus, the poverty of a population can be measured as the various multi-levels of population since lower to higher level.

Upper Level: Several studies relating to poverty in different Mexican federal entities have been conducted, placing the cities as the upper most level agent type. In these studies the city of Tijuana appeared as one of the municipalities with the lowest poverty levels. Nonetheless, if we apply a model that considers all the levels that the social system spans, from the highest to the lowest, it can

be observed that deficiencies do exist and it shows where they are located.



Figure 10. Results of poverty using six membership functions.

Middle Level: The middle agents indicate the poverty level between AGEBS. At this level, poverty has as much to do with external as with internal migration, where the geographical rearrangements of poverty and the migration effect have direct repercussions. As can be observed in figure 10, the highest concentration of poverty can be found at the city limits. These zones are at a disadvantage since they are rarely aided by federal, state or municipal social aid. A high value in the variable P3 indicates that the situation is disconcerting. As to basic services such as water, basic plumbing, electricity, and paved roads it is seen as out of reach for the inhabitants of these areas.

Lower Level: For every 10 people in Tijuana, at least 4 have some kind of deficiency, be it illiteracy, lack of social security, and/or have no access to basic services such as water, plumbing, and electricity; almost half a million people are in this situation. Another interesting fact worthy of notice is that a person with a high income (lower level agent) can be found within a poor AGEBS (middle level agent), and is directly affected in their quality of life by the lack of plumbing, paved roads, or the smell of sewage.

IV. CONCLUSIONS

The resulting model represents a powerful alternative for complementing, substituting or augmenting traditional approaches in the social sciences. The study of interdisciplinary connections, of consistency, and of modeling several levels of reality jointly remains an area of research with vast fields of unexplored territory. The growing disciplines of Computational Social Science and Social Simulation should be trail blazers in this effort.

The methodology we are using is developed in a holistic manner, originally focusing on the description and interconnection of different levels of reality, whether these refer to either different dimensions or different time granularities. The applications of the approach are ultimately very general, but they are particularly useful for interdisciplinary analysis, where different disciplines overlap or interact in their description of natural or social phenomena. This general language links together the developments in computational science with those in the

social sciences, as they pertain to the nascent paradigm of complexity

We created a system that is composed of agents where each agent represents an AGEBS whose adaptation is the result of complex interactions in nonlinear dynamics, emergent phenomena which arise in the system, and to compare reality with the artificial system and observe the properties, processes and relationships by using different computational methods.

The poverty model using different techniques can be a powerful tool for any planning process. The use of distributed agencies allows us to unearth new theoretical models and furthers our understanding the relationships found within distinct levels of reality; and helped us to see very concrete cases. The estimated percentages for the population living below the poverty line are based on quantitative surveys without considering a qualitative measurement, taking estimated results considering the number of people and income. For example, conventional measurements compare data from the World Bank using income of less than 2 dollars a day as a reference for poverty. In this case 2 dollars and 10 cents is above the range and therefore not considered, disregarding the proximity to poverty entirely. By using fuzzy logic it is possible to obtain better results. In future work we will be comparing data from different countries such as Mexico and South Korea whose economies are very similar in size and the effects of income distribution

REFERENCES

- [1] Akindola, R.B., *Towards a Definition of Poverty Poor People's Perspectives and Implications for Poverty Reduction*. Journal of Developing Societies, 2009. **25**: p. 121-150.
- [2] Ding, Y.-C. and Y.-K. Zhang, *The Simulation of Urban Growth Applying Sleuth Ca Model to the Yilan Delta in Taiwan*. Journal Alam Bina, Jilid 09, No: 01, 2007., 2007.
- [3] Zaded, L.A., *Fuzzy sets*. Vol. 8. 1965: Information and Control.
- [4] Sigmund, K. (1998) *Complex Adaptive Systems and the Evolution of Reciprocity* 16.
- [5] Brownlee, J., *Complex Adaptive Systems* Technical Report 070302A 2007
- [6] Lansing, S. (2003) *Complex Adaptive Systems*. DOI: 10.1146.
- [7] Miler, J. and S. Page, *Complex Adaptive Systems, An introduction to computational models of social life*. Princeton University Press ed. 2007. 284.
- [8] Brownlee, J., *Complex Adaptive Systems*. 2007, Complex Intelligent Systems Laboratory, Centre for Information Technology Research, Faculty of Information Communication Technology, Swinburne University of Technology: Melbourne, Australia.
- [9] Drogoul, A. and J. Ferber, *Multi-Agent Simulation as a Tool for Modeling Societies: Application to Social Differentiation in Ant Colonies*. 1992.

- [10] Burns, T.R. and E. Roszkowska, *Social Judgment in Multi-Agent Systems*, in *Cognition and multi-agent interaction: from cognitive modeling to social simulation*, R. Sun, Editor. 2006, Cambridge University Press: New York, NY, USA.
- [11] Suarez, E.D., A. Rodríguez-Díaz, and M. Castañón-Puga, *Fuzzy Agents*, in *Soft Computing for Hybrid Intelligent Systems*, O. Castillo, et al., Editors. 2007, Springer: Berlin. p. 269-293.
- [12] Suarez, E.D., M. Castañón-Puga, and B.Y. Marquez, *Analyzing the Mexican microfinance industry using multi-level multi-agent systems*, in *Proceedings of the 2009 Spring Simulation Multiconference*. 2009, Society for Computer Simulation International: San Diego, California. p. 1-4.
- [13] Zadeh, L.A., *From Computing with Numbers to Computing with Words - From Manipulation of Measurements to Manipulation of Perceptions*, in *Intelligent Systems and Soft Computing: Prospects, Tools and Applications*. 2000, Springer-Verlag.
- [14] Drennan, M., *The Human Science of Simulation: a Robust Hermeneutics for Artificial Societies*. *Journal of Artificial Societies and Social Simulation*, 2005. **8**(1).
- [15] Marquez, B.Y., et al., *On the Modeling of a Sustainable System for Urban Development Simulation Using Data Mining and Distributed Agencies*, in *2nd International Conference on Software Engineering and Data Mining 2010*: Chengdu, China.
- [16] Dubey, P., Z. Chen, and Y. Shi, *Using Branch-Grafted R-trees for Spatial Data Mining*, in *International Conference on Computational Science (ICCS)*. 2004, Springer-Verlag: Berlin Heidelberg. p. 657-660.
- [17] Peng, Y., et al., *A Descriptive Framework for the Field Of Data Mining and Knowledge Discovery*. *International Journal of Information Technology & Decision Making*, 2008. **vol 7** p. 639–682.
- [18] INEGI, “II Censo de Población y Vivienda 2005”. *Instituto Nacional de Estadística Geografía e Informática*. 2006.
- [19] Wilensky, U. *NetLogo Software*. 1999; Available from: <http://ccl.northwestern.edu/netlogo>.
- [20] Castro, J.R., O. Castillo, and L.G. Martínez, *Interval Type-2 Fuzzy Logic Toolbox*. *Engineering Letters*, 2007. **15**.
- [21] Rantala, J. and H. Koivisto, *Optimised Subtractive Clustering for Neuro-Fuzzy Models*, in *3rd WSEAS International Conference on Fuzzy Sets and Fuzzy Systems*. 2002: Interlaken, Switzerland.
- [22] Stefanescu, S., *Applying Nelder Mead's Optimization Algorithm for Multiple Global Minima*. *Romanian Journal of Economic Forecasting*, 2007: p. 97-103
- [23] Gilbert, N., *Agent-Based Models*. 2007, Los Angeles: Sage Publications Inc.
- [24] Wooldridge, M. and N. Jennings, *Intelligent Agents: Theory and Practice*. *Knowledge Engineering Review*, 1995.
- [25] Egghe, L., R. Rousseau, and S. Rousseau, *TOP-curves: Research Articles*. *J. Am. Soc. Inf. Sci. Technol.*, 2007. **58**(6): p. 777-785.
- [26] Botti, V. and V. Julián, *Estudio de métodos de desarrollo de sistemas multiagente*, in *Inteligencia Artificial, Revista Iberoamericana de Inteligencia Artificial*. 2003.
- [27] Russell, S. and P. Norvig, *Inteligencia Artificial. Un Enfoque Moderno*. 2o ed, ed. M. Pearson Educacion. S.A. 2004: Pearson Prentice Hall.
- [28] Suarez, E.D., A. Rodríguez-Díaz, and M. Castañón-Puga, *Fuzzy Agents*, in *Soft Computing for Hybrid Intelligent Systems*, O. Castillo, et al., Editors. 2007, Springer: Berlin / Heidelberg.
- [29] Gilbert, N., *Computational social science: Agent-based social simulation*, in *Agent-based modelling and simulation*, D. Phan and F. Amblard, Editors. 2007, Bardwell: Oxford. p. 115-134.
- [30]